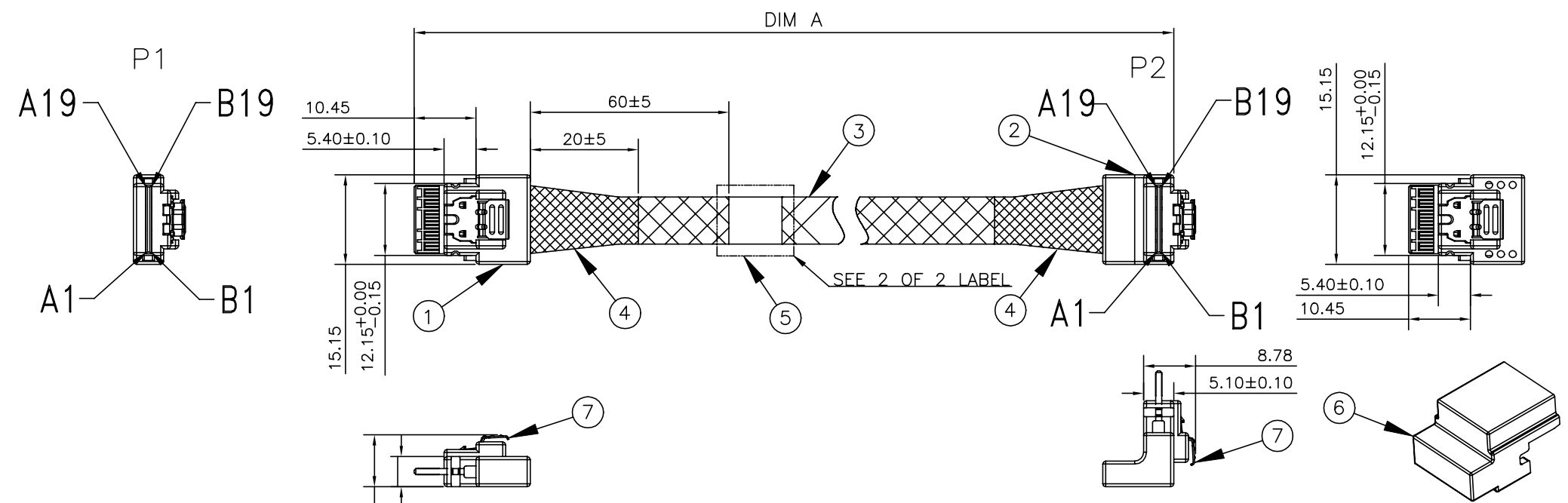
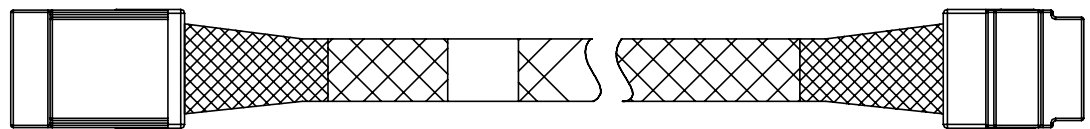




- NOTES:
1. ALL CABLE 100% OPEN, SHORT, MISS WIRE & TRANSIENT FAULT TEST.
 2. CONDUCTIVE RESISTANCE: 2Ω MAX.
 3. INSULATION RESISTANCE: 10M Ω MIN WITH 200Vac AT 10ms.
 4. HIGH FREQUENCY TEST MUST COMPLY WITH SAS 4.0 REQUIREMENT.
CONNECTOR IMPEDANCE: 100Ω ±15Ω
CABLE IMPEDANCE: 100Ω ±10Ω
 5. ALL MATERIAL AND PROCESS MUST BE MEET THE REQUIREMENT OF RoHS2.0
 6. PRODUCT SPEC. REFER TO PS-728XX-02XXX-XXX
 7. PDR NUMBER: 100Ω 32AWG:APD1090315
 8. PART NUMBER: 728XX-XX XXX - XXX
- SERIES CODE: 06:4i ST/RA 100Ω
PORT NUMBER: 02:2PORT
- CUSTOMER CODE: 001:ACES
SERIAL NUMBER: 001



72806-02001-001	PART NUMBER
1000±15	DIM A

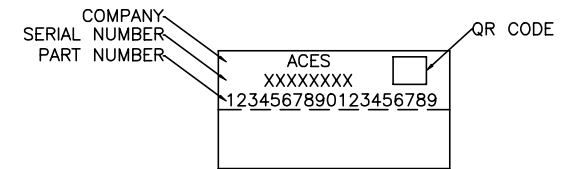
ITEM	DESCRIPTION		Q'TY	UNIT
	SLIMLINE 4i STRAIGHT 100Ω & SLIMLINE 4i RIGHT ANGLE 100Ω			
1	SLIMLINE 4i STRAIGHT 100Ω.		1	PCS
2	SLIMLINE 4i RIGHT ANGLE 100Ω.		1	PCS
3	EXPANDO TUBE.		A/R	MM
4	ACETATE TAPE COLOR: BLACK.		A/R	MM
5	LABEL.		A/R	MM
6	DUST COVER, PE, COLOR: WHITE.		2	PCS
7	LATCH.		2	PCS

QUALITY SYMBOLS	DRAWN BY	DATE
MAJOR Ⓢ	HU, GUAMA ZONG	21'/01/15
CRITICAL Ⓢ	CHECKED BY	DATE
GENERAL TOLERANCES (UNLESS SPECIFIED)	CHAN, CHING JUNG	21'/01/15
X. ±0.5	APPROVED BY	DATE
.X ±0.25	CHAN, CHING JUNG	21'/01/15
.XX ±0.15	UNITS	mm
.XXX ±0.1	SCALE	1 : 1
ANGLES ±2°	SHEET NO.	1 OF 2

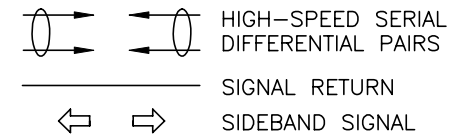
TITLE: SlimSAS4.0,4i ST 100Ω TO SlimSAS4.0,4i RA 100Ω	
SIZE	R/Q NO.
A4	N/A
REV	DWG NO.
A	72806-02001-001



WIRING LIST					
END P1 (FOR CONTROLLER)			END P2(FOR BLACKPLANE)		
POSTION	SYMBOL		POSTION	SYMBOL	
B19	GROUND	——	A19	GROUND	
B18	Tx3-		A18	Rx3-	
B17	Tx3+		A17	Rx3+	
B16	GROUND	——	A16	GROUND	
B15	Tx2-		A15	Rx2-	
B14	Tx2+		A14	Rx2+	
B13	GROUND	——	A13	GROUND	
B12	SIDEBAND		A12	SIDEBAND	
B11	SIDEBAND		A11	SIDEBAND	
B10	SIDEBAND		A10	SIDEBAND	
B9	SIDEBAND		A9	SIDEBAND	
B8	SIDEBAND		A8	SIDEBAND	
B7	GROUND	——	A7	GROUND	
B6	Tx1-		A6	Rx1-	
B5	Tx1+		A5	Rx1+	
B4	GROUND	——	A4	GROUND	
B3	Tx0-		A3	Rx0-	
B2	Tx0+		A2	Rx0+	
B1	GROUND	——	A1	GROUND	
A19	GROUND	——	B19	GROUND	
A18	Rx3-		B18	Tx3+	
A17	Rx3+		B17	Tx3-	
A16	GROUND	——	B16	GROUND	
A15	Rx2-		B15	Tx2-	
A14	Rx2+		B14	Tx2+	
A13	GROUND	——	B13	GROUND	
A12	SIDEBAND		B12	SIDEBAND	
A11	SIDEBAND		B11	SIDEBAND	
A10	SIDEBAND		B10	SIDEBAND	
A9	SIDEBAND		B9	SIDEBAND	
A8	SIDEBAND		B8	SIDEBAND	
A7	GROUND	——	B7	GROUND	
A6	Rx1-		B6	Tx1-	
A5	Rx1+		B5	Tx1+	
A4	GROUND	——	B4	GROUND	
A3	Rx0-		B3	Tx0-	
A2	Rx0+		B2	Tx0+	
A1	GROUND	——	B1	GROUND	



LABEL



QUALITY SYMBOLS MAJOR CRITICAL	DRAWN BY HU, GUAMA ZONG 21'/01/15	DATE 21'/01/15	
	CHECKED BY CHAN, CHING JUNG 21'/01/15	DATE 21'/01/15	
GENERAL TOLERANCES (UNLESS SPECIFIED) X. ±0.5 .X ±0.25 .XX ±0.15 .XXX ±0.1 ANGLES ±2°	APPROVED BY CHAN, CHING JUNG 21'/01/15	DATE 21'/01/15	RFO NO. N/A
	UNITS mm		SIZE A4
	SCALE 1 : 1	SHEET NO. 2 OF 2	REV A
			DWG NO. 72806-02001-001